



AQUEAS AQ-SP06 STARTING PLATFORM



AQ-SP06



AQ-SP06-A



AQ-SP06-A

The AQUEAS AQ-SP06 Starting Platform is designed for a coping (end wall) 300 mm or wider. It will suit a coping between 100 mm but no higher than 350 mm from the water level.

The starting platform is made of heavy duty 316 mirror polished stainless steel with a 500 mm x 500 mm non-slip pattern blue fibreglass top. It features a backstroke bar at the front.

Fixing:

(A) Fixed - Fixed using 200 mm x 200 mm dia. flange

Platforms are supplied with blue tops as standard but can be ordered with white tops by request.

Platforms are supplied without lane numbers, if lane numbers are required this is an option and must be requested at time of placing an order.

Brand: AQUEAS

Frame: Heavy Duty Stainless Steel 38 mm^ø

Top: Fibreglass 500 mm x 500 mm

Finish: Mirror Polished

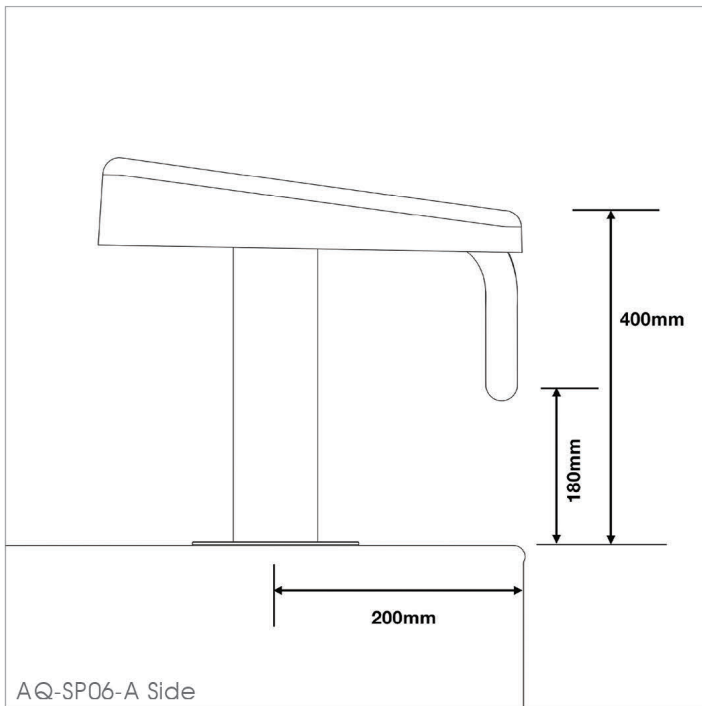
Height from coping: 400 mm



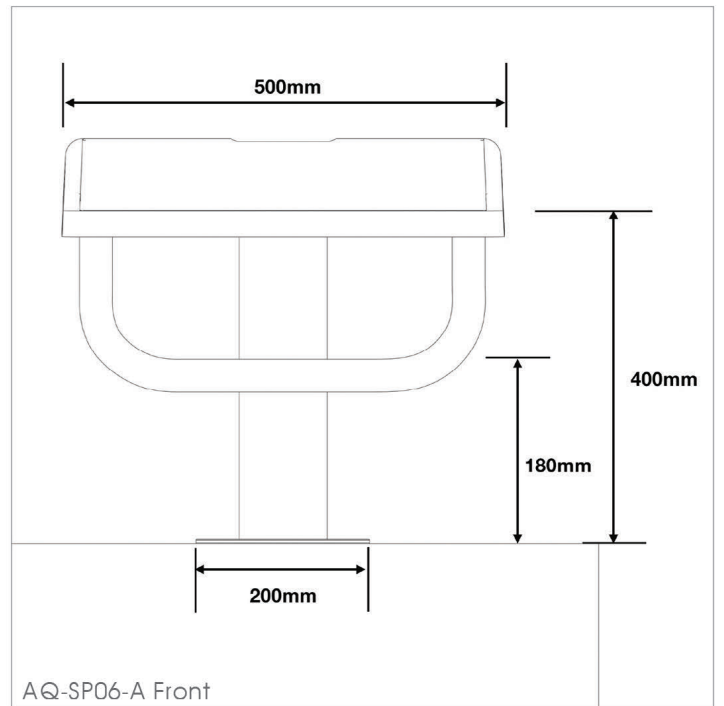
AQ-SP06-A with Blue Top



AQ-SP06-A with White Top Numbered



AQ-SP06-A Side



AQ-SP06-A Front

PAQ-SP06-A AQUEAS Starting Platform Flanged AQ-SP06-A

Option:

PAQ-SPN002 AQUEAS Starting Platform Numbers AQ-SPN002 (4 per unit)